




OKAWA MAGNETIC PUMP



MH SERIES MAGNETIC DRIVING PUMP HAS ENFORCED STRUCTURE, NEVER LEAK. It can be widely used in various application. Applied corrosion resistant material, such as FRPP, PTFE. It is suitable for photo industry, plating, PCB industry, etc.

STRUCTURE



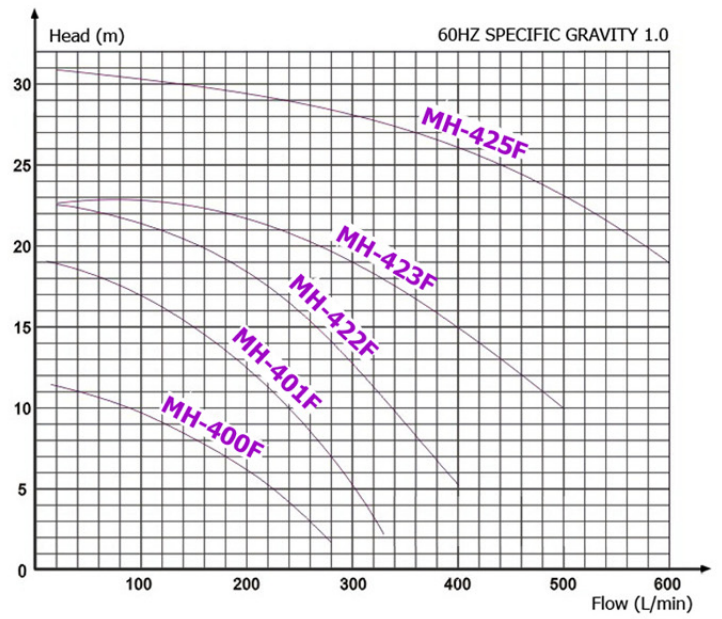
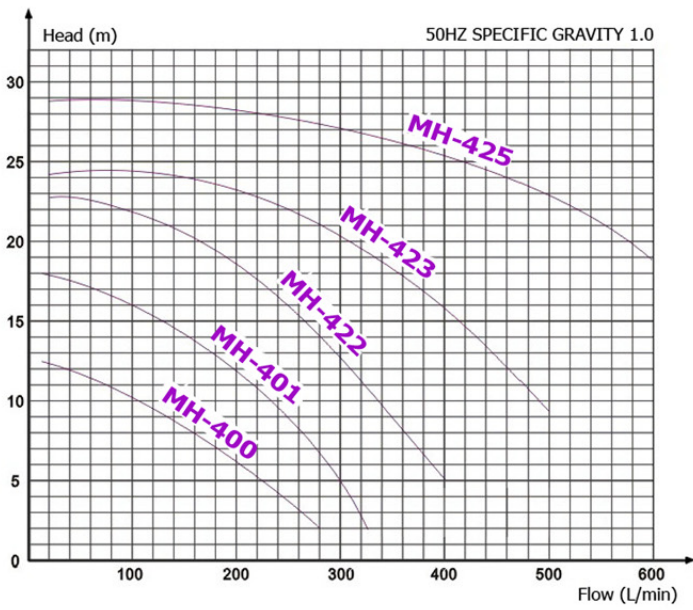
MH	1	2	3	4	5	6	7	8	9	10	11
Part name	Front casing	Impeller	Linner ring	Shaft	Bearing	O-ring	Rear casing	Sus Packing	Drive magnet	Bracket	Motro
Material	GFRPP	GFRPP	CERAMIC	ALUMINA CERAMIC	CFR PTFE/ CARBON/ CERAMIC/SIC	EPDM/FKM	GFRPP	SUS304	MAGNET	CAST IRON	FC

MH-F	1	2	3	4	5	6	7	8	9	10	11
Part name	Front casing	Impeller	Linner ring	Shaft	Bearing	O-ring	Rear casing	Sus Packing	Drive magnet	Bracket	Motro
Material	PTFE	PTFE	ALUMINA CERAMIC	ALUMINA CERAMIC/ SIC	CFR PTFE/ CARBON/ CERAMIC/SIC	EPDM/FKM	PTFE	SUS304	MAGNET	CAST IRON	FC

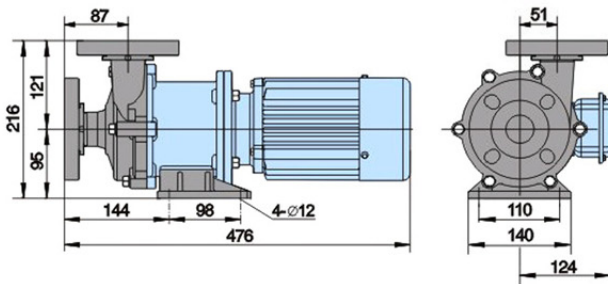
SPECIFICATION

Model	Flexible pipe		Screw thread		Max Flow (L/min)	Top Head (M)	Standard		Gravity	Motor	
	Inlet (mm)	Outlet (mm)	In*Out (inch)	socket joint (mm)			Flow (L/min)	Head (M)		Output (KW)	Phase
MH-400	50	50	G1-1/2*G1-1/2	40*40	280	12.5	150	8.5	<1.3	0.4,2P	1or3
MH-401	50	50	G1-1/2*G1-1/2	40*40	330	18	200	12	<1.3	0.75,2P	3
MH-422	63	50	G2*G1-1/2	50*40	400	23	200	18.5	<1.3	1.5,2P	3
MH-423	63	50	G2*G1-1/2	50*40	500	24	300	20.5	<1.3	2.2,2P	3
MH-425	63	50	G2*G1-1/2	50*40	600	29	400	25.5	<1.3	3.7,2P	3

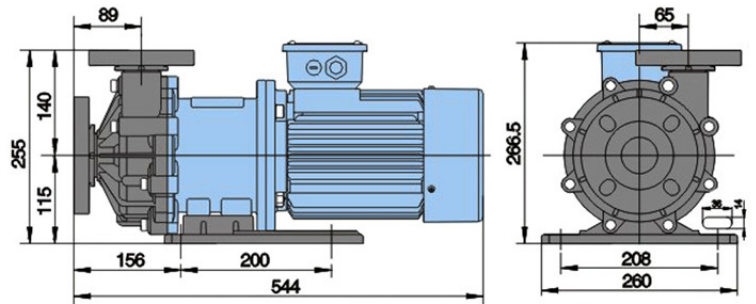
OKAWA Magnetic Pump



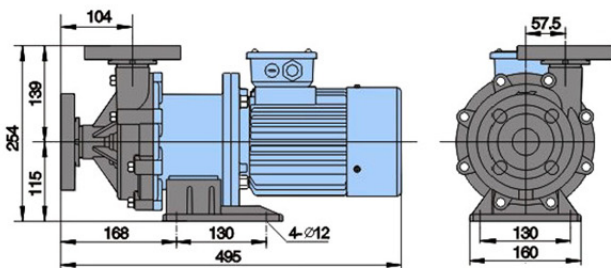
MH-400 Dimension



MH-422/423 Dimension



MH-401 Dimension



MH-425 Dimension

